

Parent Homework Survey

282 responses

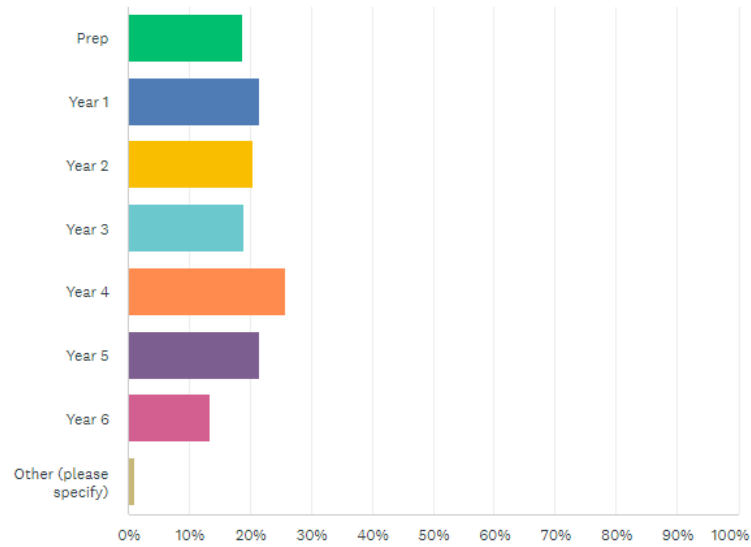
Question

Q1: What year levels are your children in?

Findings

What year levels are your children in?

Answered: 284 Skipped: 0



ANSWER CHOICES	RESPONSES
▼ Prep	18.66% 53
▼ Year 1	21.48% 61
▼ Year 2	20.42% 58
▼ Year 3	19.01% 54
▼ Year 4	25.70% 73
▼ Year 5	21.48% 61
▼ Year 6	13.38% 38
▼ Other (please specify)	Responses 1.06% 3
Total Respondents: 284	

Q2: How often do your child/ren complete their homework?

Q2

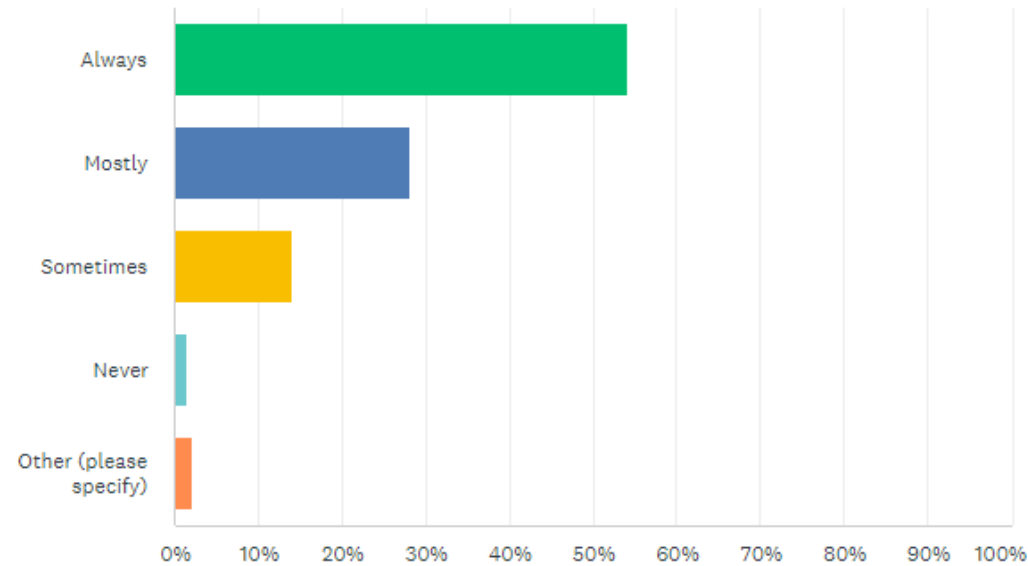


Customize

Save as ▾

How often do your child/ren complete their homework?

Answered: 284 Skipped: 0



ANSWER CHOICES		RESPONSES
Always	54.23%	154
Mostly	28.17%	80
Sometimes	14.08%	40
Never	1.41%	4
Other (please specify)	Responses 2.11%	6
TOTAL		284

<p>Q3: How long do you believe it should take for your child/ren to complete homework (this excludes home reading and sight words)?</p>	<p>Answered 283, 1 skipped</p> <p>Variety of answers depending on Year levels and age group.</p> <p>Generalised summary would be</p> <p>15 mins per night – max of 1 hour per week 30mins per night – max of 2 hours per week</p> <p>20 responses with No Homework</p>
---	--

Q4: Would you prefer homework during the week or over the weekend?

Q4

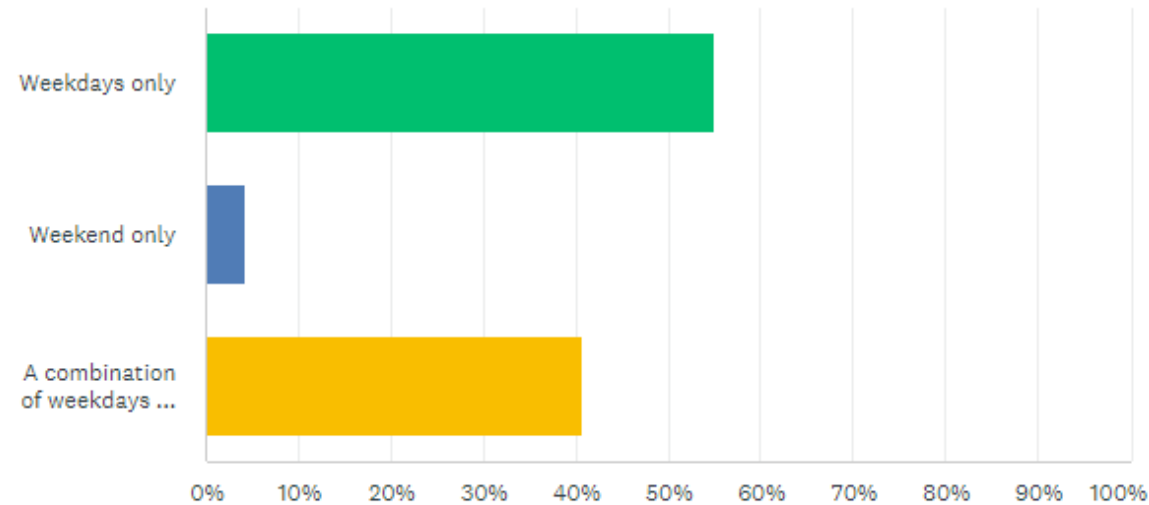


Customize

Save as ▾

Would you prefer homework during the week or over the weekend?

Answered: 260 Skipped: 24



ANSWER CHOICES	RESPONSES
Weekdays only	55.00% 143
Weekend only	4.23% 11
A combination of weekdays and weekends eg. Wednesday to Monday.	40.77% 106

Total Respondents: 260

[Comments \(53\)](#)

Q5: What do you believe is the purpose of homework?

Q5

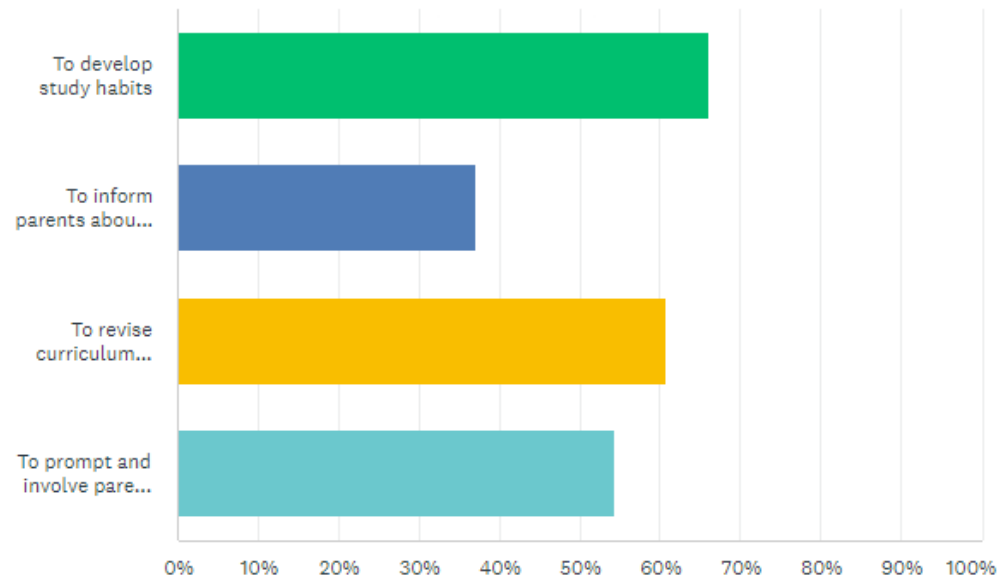


Customize

Save as ▾

What do you believe is the purpose of homework?

Answered: 272 Skipped: 12



ANSWER CHOICES ▾

RESPONSES ▾

▾ To develop study habits	66.18%	180
▾ To inform parents about what is being learnt	37.13%	101
▾ To revise curriculum concepts	60.66%	165
▾ To prompt and involve parents in the learning that is required (sight words, sounds etc)	54.41%	148

Total Respondents: 272

[Comments \(26\)](#)

RESPONSES (26)

WORD CLOUD

TAGS (1)

 Filter: by tag ▼

Showing 10 responses with **No Purpose** [Clear](#)

Q6: What do you believe are the benefits of homework?

Q6

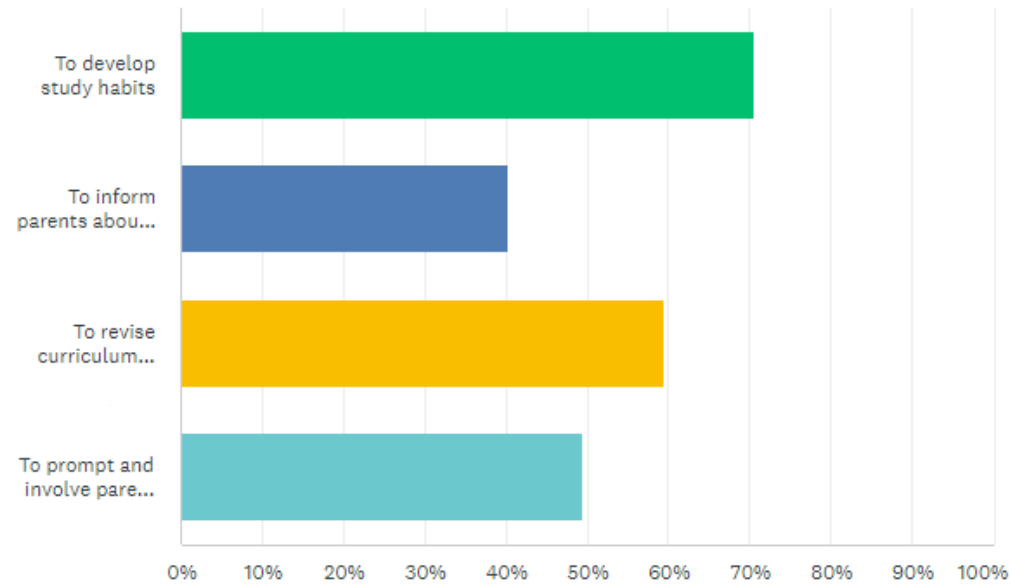


Customize

Save as

What do you believe are the benefits of homework?

Answered: 261 Skipped: 23



ANSWER CHOICES	RESPONSES	
▼ To develop study habits	70.50%	184
▼ To inform parents about what is being learnt	40.23%	105
▼ To revise curriculum concepts	59.39%	155
▼ To prompt and involve parents in the learning that is required (sight words, sounds etc)	49.43%	129

Total Respondents: 261

[Comments \(32\)](#)

Q7: From your experience, what are the challenges of homework for children/families?

Q7

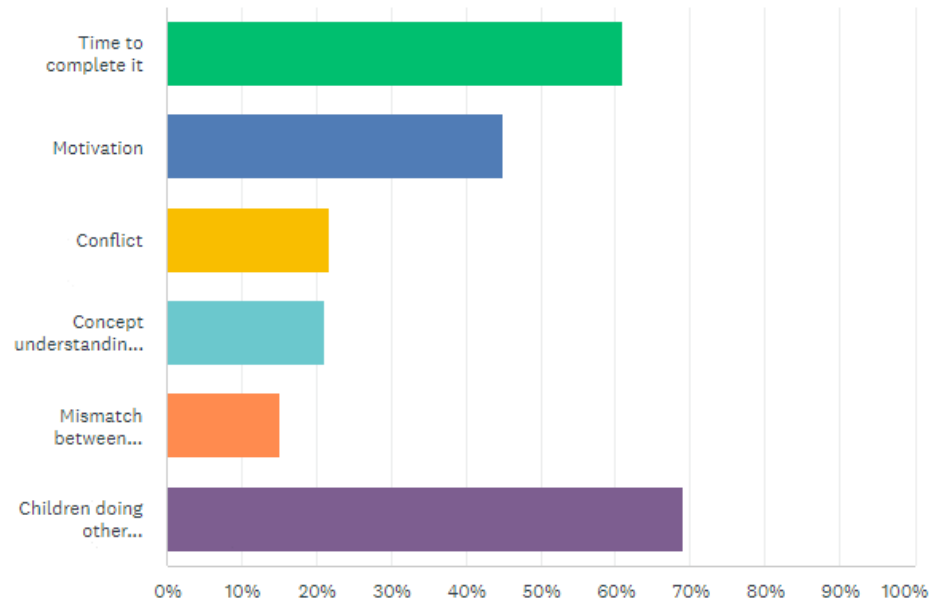


Customize

Save as ▼

From your experience, what are the challenges of homework for children/families?

Answered: 284 Skipped: 0



ANSWER CHOICES	RESPONSES
▼ Time to complete it	60.92% 173
▼ Motivation	45.07% 128
▼ Conflict	21.83% 62
▼ Concept understanding (too hard/too easy)	21.13% 60
▼ Mismatch between learning at school and what is set for homework	15.14% 43
▼ Children doing other activities	69.01% 196
Total Respondents: 284	

Q8: What do you believe is the most effective mode of homework?

Q8

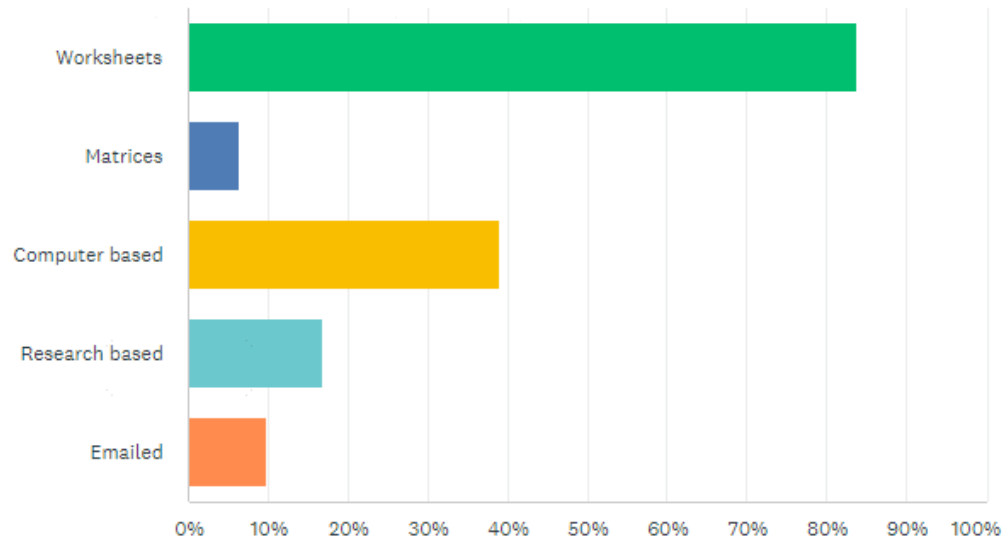


Customize

Save as

What do you believe is the most effective mode of homework?

Answered: 266 Skipped: 18



ANSWER CHOICES	RESPONSES
Worksheets	83.83% 223
Matrices	6.39% 17
Computer based	39.10% 104
Research based	16.92% 45
Emailed	9.77% 26
Total Respondents: 266	

[Comments \(33\)](#)

Q9: Do you think homework is useful? Why or why not?

Q9



Do you think homework is useful? Why or why not?

Answered: 276 Skipped: 8

Showing 184 responses with **Yes** [Clear](#)

Showing 52 responses with **No** [Clear](#)

Showing 40 responses with **Maybe** [Clear](#)

Q10: Does homework have the desired impact for your child/ren? Yes/No why?

RESPONSES (273) WORD CLOUD TAGS (4)

▼

Showing 134 responses with **yes** [Clear](#)

RESPONSES (273) WORD CLOUD TAGS (4)

Showing 82 responses with **No** [Clear](#)

RESPONSES (273) WORD CLOUD TAGS (4)

Showing 45 responses with **Maybe** [Clear](#)

R

RESPONSES (273)

WORD CLOUD

TAGS (4)

Q Search Responses

Showing 10 responses with Y with conditions Clear

Q11: Does your child/ren's learning improve by doing homework? Yes/No why?

Q11



Save as

Does your child/ren's learning improve by doing homework? Yes/No why?

Answered: 276 Skipped: 8

RESPONSES (276)

WORD CLOUD

TAGS (3)

Q Search Responses



Filter: by tag

Showing 153 responses with Yes Clear

Q11



Save as ▾

Does your child/ren's learning improve by doing homework? Yes/No why?

Answered: 276 Skipped: 8

RESPONSES (276)

WORD CLOUD

TAGS (3)



Filter: by tag ▾



Showing 63 responses with **No** [Clear](#)

Q11



Save as ▾

Does your child/ren's learning improve by doing homework? Yes/No why?

Answered: 276 Skipped: 8

RESPONSES (276)

WORD CLOUD

TAGS (3)



Filter: by tag ▾



Showing 60 responses with **Maybe** [Clear](#)

Q12: What learning areas should be set for homework?

Q12

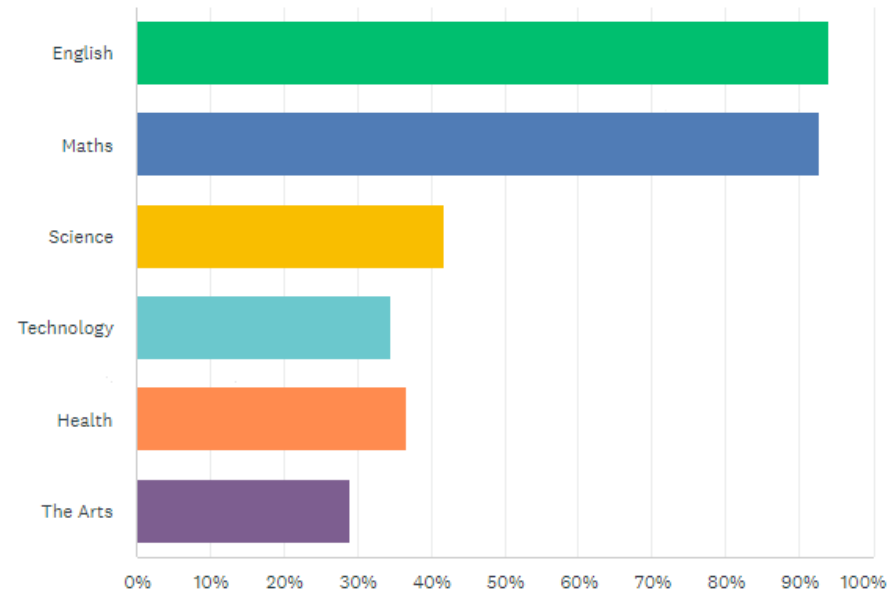


Customize

Save as ▼

What learning areas should be set for homework?

Answered: 234 Skipped: 50



ANSWER CHOICES	RESPONSES
English	94.02% 220
Maths	92.74% 217
Science	41.88% 98
Technology	34.62% 81
Health	36.75% 86
The Arts	29.06% 68
Total Respondents: 234	

[Comments \(65\)](#)

E

Q13: What should happen if children don't complete their homework?

269 Answered 15 Skipped

Filter: by tag ▼

Showing 149 responses with **NO** [Clear](#)

Filter: by tag ▼

Showing 31 responses with **Parent/Caregiver** [Clear](#)

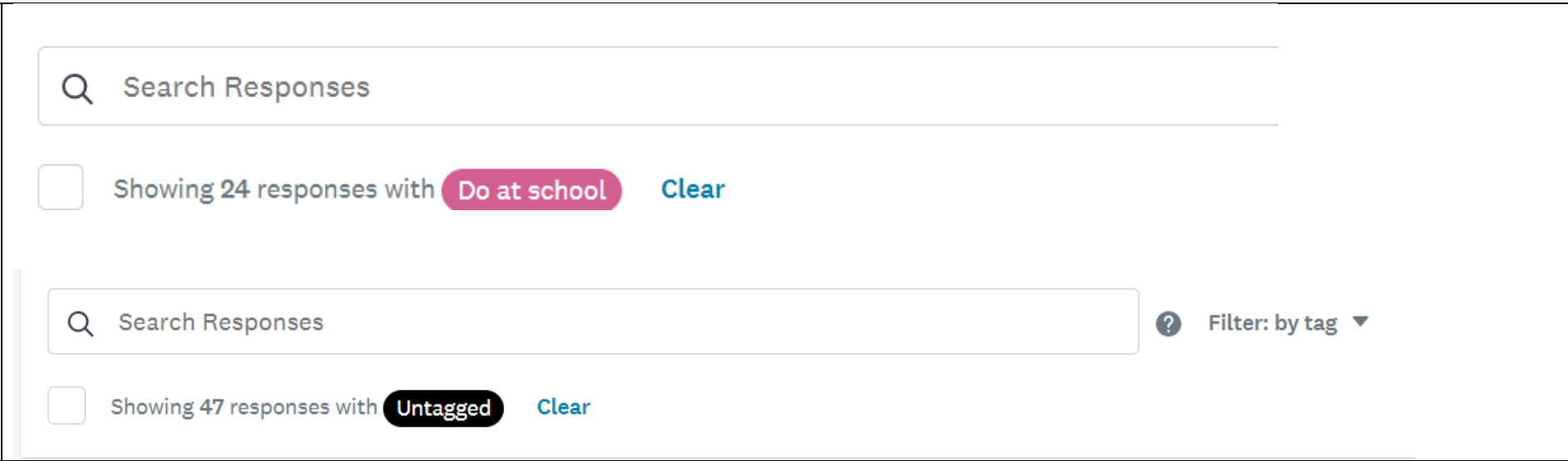
Filter: by tag ▼

Showing 11 responses with **Find out why** [Clear](#)

RESPONSES (269) [WORD CLOUD](#) [TAGS \(5\)](#)

Filter: by tag ▼

Showing 10 responses with **Not sure** [Clear](#)

	 <p>The screenshot shows a survey results interface. At the top, there is a search bar with the text 'Search Responses'. Below it, a filter is applied: 'Showing 24 responses with Do at school Clear'. A second search bar is visible below, also containing 'Search Responses', followed by a 'Filter: by tag' dropdown menu. Below the filter, another filter is shown: 'Showing 47 responses with Untagged Clear'.</p>
<p>Q14: Would having a term overview of your child/ren's learning be beneficial? Why or why not?</p>	<p>271 Answered 13 skipped 252 – Yes 18 - No</p>
<p>Q15: Please add any other comments or beliefs you have regarding homework.</p>	<p>Multiple answers – see spreadsheet.</p>